



ICONIC®

Range Overview

clipsal.com/iconic

Life Is On

CLIPSAL®
by Schneider Electric

Iconic® Collection

The Iconic collection from Clipsal by Schneider Electric is complemented by two different looks with the sophisticated Styl and fresh Essence ranges of skins.




Upgrade to 'Skinability'

Iconic® is based around a unique grid design, with a choice of three different ranges of skins that simply clip on. Once the grids have been installed by an electrician, it's easy for anyone to change the skins at any time. You simply clip off the existing skin and clip on the new design.

Iconic

The standard Iconic range of skins offers flexibility with standard white skins, and subtle colour variants that blend with interior décors. They are available with translucent edges that infuse with wall colours, and a solid edge vivid white option.



Iconic Styl skins

Iconic Styl is an irresistibly beautiful design made from durable anodised aluminium for a quality look in every home. Iconic Styl adds elegance, colour and modern simplicity with three metallic finishes to offer flexibility to a broad range of décor styles.



Iconic Essence skins

With smooth round wooden edges, Iconic Essence has an unmistakably luxurious look and feel. Setting a new benchmark for quality and style in residential products, the natural finish of Essence will enhance your living space.



Future-proof 'skinability'

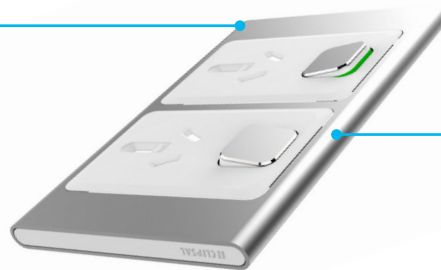
Being able to change skins makes it easy for your customers to upgrade to a fresh new look in the future as new skin colours and designs become available.

Iconic Styl Design Features



Anodised Aluminium

Real aluminium material with high quality anodised finish for a modern 'satin' appearance

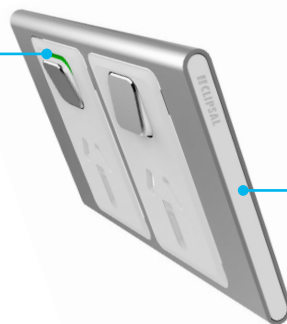


Unique Oval Shape

Extruded aluminium provides this curved shape that reflects the light in interesting ways

Green ON Indicator

Subtle green ON indicator



Precision Construction

Precision construction of aluminium and plastic components for superior performance.

Pictogram Rockers

Optional pictogram rockers designed specifically for this range can be used. Simply pop-out the existing rockers (supplied with the skin) and replace them with the new pictogram rockers



Network Options

Iconic Styl supports the full range of network connectivity and AV connectors as part of the Iconic range.



Iconic Essence Design Features



Durable

White ABS plastic surface.
Colourfast and UV stabilised




Real Timber

Pale 'birch' real timber coated
with matt lacquer for protection

Green ON Indicator

Subtle green ON indicator



Strength

'Tongue-and-groove' joins in the
timber at each corner, help **prevent**
splitting and provide a consistent
timber grain direction

Pictogram Rockers

Optional pictogram rockers
designed specifically for this
range can be used. Simply
pop-out the existing rockers
(supplied with the skin) and
replace them with the new
pictogram rockers



Network Options

Iconic Essence supports the full
range of network connectivity
and AV connectors as part of
the Iconic range



Iconic Styl skin



Iconic Essence skin

Iconic is a modern electrical accessories range based on a slim, sleek, clean design that is easy to customise and blends in with your decor.

Loaded with clever features

Game changing modular mechanisms and grids with changeable skins and rockers for unrivalled customisation now and in the future.

With ControlLink, lights can be switched or dimmed from multiple locations.

Locking bar allows simple mechanism reorientation and sturdy locking for a quick and easy install, limiting the chance of mechanism pushbacks.

Iconic's translucent edges allow the skins to pick-up background colours for a design that blends in with any wall colour.

Iconic's solid edge Vivid White skins are available in selected switches and sockets for a sleek, clean look.

Customisable and future-ready

Interchangeable standard, Styl and Essence skins provide great options to customise to suit specific decor and lifestyle.

Innovative screw covers help limit screw access after installation, allowing skins to be changed easily at any time.

Iconic switches are quick and easy to personalise with pictogram rockers that even your customers can change.

Clever Functionality with a range of smart, connected products and innovative technology, the platform is designed for future applications.

Clever Functionality



Night Walk sensor light



3-socket USB charger with shelf



Modular design

Iconic® features changeable skins, innovative features and enhanced connectivity.

In this platform, we've thought of everything including sockets, switches, dimmers and timers, USB chargers, Bluetooth Low Energy connectivity and more. We've also designed Iconic with features that greatly simplify installation, and developed new products for smarter homes.

40 mechanisms

Iconic switches and electronic accessories feature the 40 mechanisms designed for flexibility in up to 6-gang grids. The grids make changing from vertical to horizontal orientation simple, and locking bars reduce the chance of mechanism pushbacks.

Great innovations

Iconic includes a 3-gang USB charger with shelf. A Night Walk skin, which replaces the standard double socket skin, features an integrated motion sensor that switches on when it detects movement. LEDs illuminate the way when someone gets up at night, without disturbing others.

Clever efficiency

Iconic electronic accessories deliver clever efficiency to the home. Bluetooth Low Energy connectivity and our own ControlLink technology offer simple configuration and multi-way control. The Wiser Room app lets you configure it all exactly to your customer's taste.

Enhanced connectivity

Iconic includes a comprehensive range of options for network connectivity requirements. With mechanisms for RJ45 networking, HDMI sockets and audio cable entry plates, you have what you need for complete home networking.

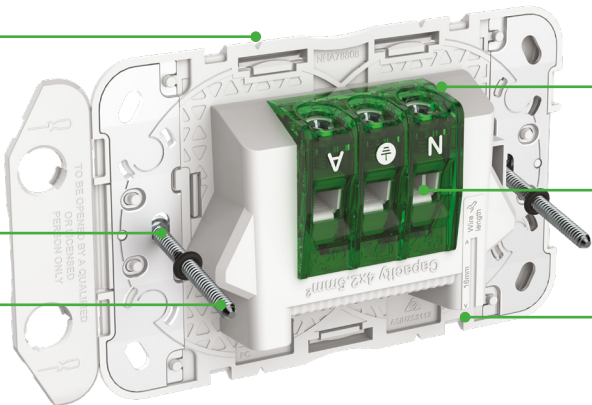
Sockets With a Difference

Iconic® features innovations like pre-mounted screws, screw covers and in-line terminals.

Hole centre indicators for using a 57mm hole-saw for installations

84mm mounting centres fit standard mounting accessories

Pre-mounted screws for faster fit off covers




In-line terminals for easy screw access and faster termination

Large terminals accommodating up to 4 x 2.5mm cables

Strip length indicator

Tapping pad for spirit level

Safety messages on the screw covers




Screw covers help prevent direct access to the screws after installation

All sockets come with internal shutters providing additional protection

Standard translucent edges allow the skin to infuse with the wall colour

Slim 9mm profile blends in with the décor




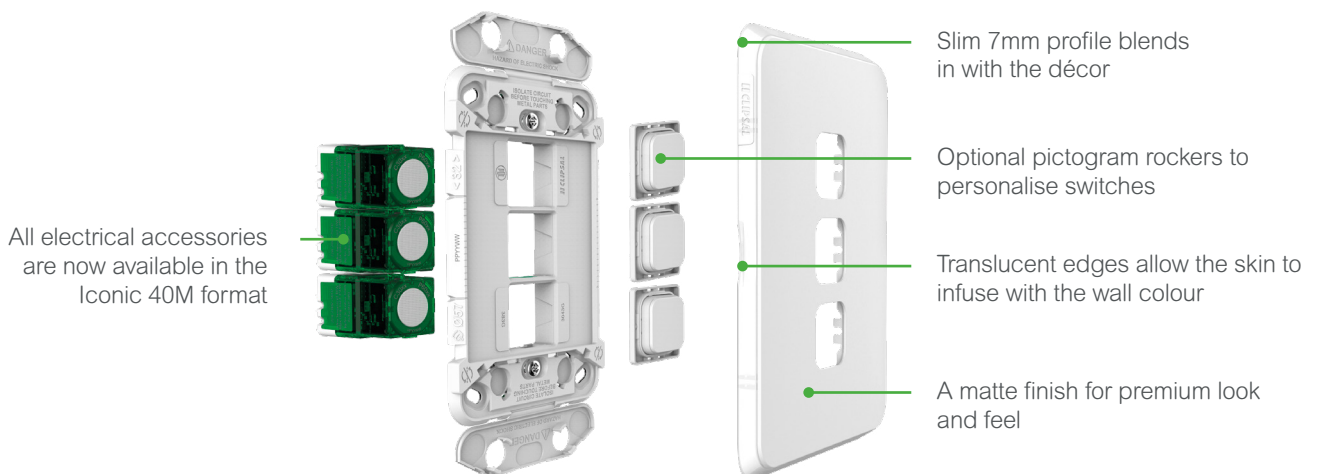

Green indicator so you know when it is switched on

Matte finish for a premium look and feel

Clear markings for easy amperage identification

Clever Switch Innovation

Iconic® grids feature screw covers, drill guides and 40 series mechanisms for easy installs and customisation.



40 Series electronic modules



Rotary dimmers



Push button dimmers and switches



USB mechanism with built-in current management and rotating head



PIR motion sensor mechanism

40 Series electronic accessories are designed for clever functionality.

Electronic accessories fit Iconic switch grids. Secured in place with the mechanism locking bar, they can be easily changed to suit vertical or horizontal orientation. The range includes standard electronic accessories such as rotary and push-button dimmers, PIR sensors, dimmers and USB chargers.

Rotary and push-button dimmers

40 Series electronic products include both push-button and rotary dimmers. Push-button dimmers offer multi-way dimming over standard wiring using ControlLink. The dimmers offer adjustable brightness limit settings and have built in resettable protection. They are optimised for performance with the Clipsal TPDL series LEDs.

ControlLink connectivity for Multiway Control

ControlLink provides multiway control and linking of groups of lights with standard wiring.

USB chargers

USB chargers, now including a USB C option, have a patented rotatable head for easy reorientation. They also include patented current management technology, which reduces the output current to help prevent overheating and minimising charge times.

PIR motion sensor

The 40 Series PIR motion sensor mechanism is simple to install and configure with front light level and timer adjustment. It is ideal for hands free lighting control in entry ways, hallways or stairs.



40 Series connected modules



Connected dimmers and switches



Push button dimmers and switches



Configure from the Wiser Room app

With ControlLink and Bluetooth Low Energy for simple connectivity.

Wiser switch

The 3 wire Wiser push button electronic switch offers in-room smart device app control via the Wiser Room app. It is a push button switch, 1s-24hr timer, 24/7 scheduler and digital sunset switch all in one. Also featuring ControlLink for multiway switching. Ideal for control of external lighting.

Wiser dimmer

The 3 Wire Wiser Push button dimmer offers in-room smart device app control via the Wiser Room app. Its superior LED dimming performance provides a premium dimming experience. It also has built in 1s-24hr time delay and 24/7 scheduling and digital sunset switch functions. Includes ControlLink for multiway dimming.

Wiser Room app

Wiser 3-wire electronic products can be configured and controlled via the Wiser Room app on most tablets or phones to perform programmed tasks like:

- Switch and dim lights with a configurable timer
- Exhaust fan runs-on after being switched off
- Operate external lights on 24hr/7day schedules
- Automatic seasonal sunrise and sunset tracking
- It's also easy to copy and paste settings to save time or reset everything to your original set point.

PIR motion sensor

The PIR motion sensor mechanism is simple to install and configure with front light level and timer adjustment. It is ideal for hands free lighting control in entry ways.

QR Codes for
Wiser Room App






40 Series Modules for C-Bus® Home Automation system



5041NMML
C-Bus® 40 Series Master Module




5041NMS
C-Bus® 40 Series Slave Module

Home automation and energy management made simple

C-Bus® building automation system is a powerful, fully integrated system that can control and automate lighting and many other electrical systems and products. Designed for commercial and residential building automation, it brings control, comfort, efficiency and ease of use to its occupants.

C-Bus® integrations

C-Bus® 40 Series modules can be mounted to Iconic to create wall plates for C-Bus®. It is possible to create up to a 4 gang wall plate with one master and 3 slave modules. The wallplate is programmable as ON/OFF toggle, dimmer, timer, scene control, bell press, shutter/blind control, fan speed and custom functions. Selectable blue and red LED indicator can be configured through C-Bus® configuration software. The 40 Series modules can be programmed via Learn mode or the C-Bus® configuration software and draw 18mA from the C-Bus network.




Network Connectivity



Simplified network connector combinations



Cable Entry Plate



Aesthetically appealing cable management

Iconic® includes a wide range of network connectivity products for a professional home network.

Iconic has a broad offer for home data, TV and audio connections, allowing you to easily meet customer requirements for networking, audio and video installations.

Audio, video and networking

Iconic includes a wide range of audio, visual and networking mechanisms to suit home applications. TV's can be connected to gaming consoles, IPTV and Pay TV boxes through F-Type, PAL and HDMI mechanisms. Sound systems can be connected via RCA mechanisms and RJ45. RJ45 mechanisms can be used for connecting all the smart devices to the home network.

Flexibility of 40 mechanism grids

No two home networks are the same, which is where the range of audio, video and networking mechanisms make every setup simple and easy. You can use combinations of mechanisms in up to 6-gang grids, providing a broad range of end user requirements are met with the Iconic range.

Actassi data networking


Our Actassi data range is a complete networking solution including Cat5e, Cat6 and high performing Cat 6A mechanisms. Cat5e is ideal as a start for most home networking solutions, while Cat6 provides peace of mind with more reliable speed and bandwidth. Cat6A is our high-end solution for large and demanding applications.

Cable Entry Plate

The Iconic Cable Entry Plate is a cost-effective way to allow cables to pass through cleanly and easily and are ideal for placing behind TVs to ensure the cables are kept secure and hidden.



Product References



Switches, Sockets and Mechanisms

Iconic® offers one to six-gang metal reinforced grids with mechanism locking bars for multiple combinations of 40 mechanism products.

Switches

Iconic grids feature innovative screw covers, which help prevent screw access after installation, allowing skins to be changed easily at any time.

Architrave Switches



3041AL-VW
Architrave Switch, 1 Gang,
250VAC, 10AX, LED



3042AL-VW
Architrave Switch, 2 Gang,
250VAC, 10AX, LED




3041AC*
Architrave Switch Skin, 1 Gang




3042AC*
Architrave Switch Skin, 2 Gang


Switch Plates




3040-VW
Blank Plate,
Vertical/Horizontal




3041VA-VW
Switch, Vertical, 1 Gang,
250VAC, 10AX




3042VA-VW
Switch, Vertical, 2 Gang,
250VAC, 10AX




3043VA-VW
Switch, Vertical,
3 Gang,
250VAC, 10AX




3044VA-VW
Switch, Vertical,
4 Gang,
250VAC, 10AX




3045VA-VW
Switch, Vertical,
5 Gang,
250VAC, 10AX




3046VA-VW
Switch, Vertical,
6 Gang,
250VAC, 10AX




3041HA-VW
Switch, Horizontal, 1 Gang,
250VAC, 10AX




3042HA-VW
Switch, Horizontal, 2 Gang,
250VAC, 10AX




3043HA-VW
Switch, Horizontal,
3 Gang,
250VAC, 10AX



3044HA-VW
Switch, Horizontal,
4 Gang,
250VAC, 10AX



3045HA-VW
Switch, Horizontal,
5 Gang,
250VAC, 10AX



3046HA-VW
Switch, Horizontal,
6 Gang,
250VAC, 10AX

Fan Controller




3041VF3CSF-VW
Fan Speed Controller, 3
Speed, 250VAC, 75VA




40CSFM
Fan Speed Controller
Mechanism, 3 Speed,
250VAC, 75VA

Cooker Switches



3041/45-VW
Cooker Switch, Single Pole
250VAC, 45A



3041D45-VW
Cooker Switch, Double Pole,
250VAC, 45A

Switches, Sockets and Mechanisms (cont'd)

IP Rated Switches



3041V44-VW
Switch, IP44 Rated,
1 Gang, 250VAC, 10AX



3042V44-VW
Switch, IP44 Rated,
2 Gang, 250VAC, 10AX



3043V44-VW
Switch, IP44 Rated,
3 Gang, 250VAC, 10AX



3044V44-VW
Switch, IP44 Rated,
4 Gang, 250VAC, 10AX

Sockets

Iconic® GPO sockets feature grids with innovative screw covers, which help prevent screw access after installation, allowing skins to be changed easily at any time.




3015-VW
Power Outlet, Single,
250VAC, 10A




3015/15-VW
Power Outlet, Single,
250VAC, 15A



3015/20-VW
Power Outlet, Single,
250VAC, 20A



3015XA-VW
Power Outlet, Single,
250VAC, 10A, extra switch




3015XUA-VW
Power Outlet, Single,
250VAC, 10A,
extra switch, less mechanism




3025-VW
Power Outlet, Twin,
250VAC, 10A




3025/15-VW
Power Outlet, Twin,
250VAC, 15A




3025XA-VW
Power Outlet, Twin, 250VAC,
10A, extra switch



3025XUA-VW
Power Outlet, Twin, 250VAC,
10A, extra switch, less
mechanism



3015/4-VW
Power Outlet, Quad,
250VAC, 10A



3015/4XXUA-VW
Power Outlet, Quad,
250VAC, 10A,
2 x extra switches, less
mechanisms



3015V-VW
Power Outlet, Single,
Vertical, 250VAC, 10A

RCD

USB Chargers



3025V-VW
Power Outlet, Twin,
Vertical, 250VAC, 10A



3025VXA-VW
Power Outlet, Twin, Vertical,
250VAC, 10A, extra switch



3025RCD30-VW
Power Outlet, Twin,
30mA RCD Protected,
250VAC, 10A



3025USB2-VW
Power Outlet, Twin,
250VAC, 10A,
with Twin USB Charger



3025USBAC-VW
Power Outlet, Twin,
250VAC, 10A,
with Type A+C
USB Charger



3043HSUSB - VW
3 Gang USB charging
station with shelf,
3x2.1A (4.5A max)



3043USBG
3 Gang USB charger
module (without skin)

Switch and Sockets Grids

Switch Grids

Iconic grids are only suitable for 40 series mechanisms.

						
3040G Blank Grid, Vertical/Horizontal	3041G Switch Grid, Vertical/Horizontal, 1 Gang	3042G Switch Grid, Vertical/Horizontal, 2 Gang	3043G Switch Grid, Vertical/Horizontal, 3 Gang	3044G Switch Grid, Vertical/Horizontal, 4 Gang	3045G Switch Grid, Vertical/Horizontal, 5 Gang	3046G Switch Grid, Vertical/Horizontal, 6 Gang












Assembled Grids and Mechs

			
3041VAG Assembled Switch Grid, Vertical 1 Gang	3042VAG Assembled Switch Grid, Vertical 2 Gang	3043VAG Assembled Switch Grid, Vertical 3 Gang	3044VAG Assembled Switch Grid, Vertical 4 Gang

Switch Grids and Skins

					
3041VH-VW Switch Grid and Skin Vertical/Horizontal 1 Gang	3042VH-VW Switch Grid and Skin Vertical/Horizontal 2 Gang	3043VH-VW Switch Grid and Skin Vertical/Horizontal 3 Gang	3044VH-VW Switch Grid and Skin Vertical/Horizontal 4 Gang	3045VH-VW Switch Grid and Skin Vertical/Horizontal 5 Gang	3046VH-VW Switch Grid and Skin Vertical/Horizontal 6 Gang

Socket Grids

					
3015G Power Outlet Grid, Single, 250VAC, 10A	3015/15G Power Outlet Grid, Single, 250VAC, 15A	3015/20G Power Outlet Grid, Single, 250VAC, 20A	3015XUAG Power Outlet Grid, Single, 250VAC, 10A, extra switch less mechanism	3025G Power Outlet Grid, Twin, 250VAC, 10A	3025XAG Power Outlet Grid, Twin, 250VAC, 10A, extra switch
					
3025/15G Power Outlet Grid, Twin, 250VAC, 15A	3025RCD30G Power Outlet Grid, Twin, 30mA RCD Protected, 250VAC, 10A	3015/4XXUAG Power Outlet Grid, Quad, 250VAC, 10A, 2 x extra switches less mechanisms	3015VG Power Outlet Grid, Single, Vertical, 250VAC, 10A	3025VXUAG Power Outlet Grid, Twin, Vertical, 250VAC, 10A, extra switch less mechanism	

Switches, Sockets and Mechanisms (cont'd)

Skins – including colours



3040C*
Blank Skin,
Vertical/Horizontal



3041C*
Switch Skin,
Vertical/Horizontal,
1 Gang



3042C*
Switch Skin,
Vertical/Horizontal,
2 Gang



3043C*
Switch Skin,
Vertical/Horizontal,
3 Gang



3044C*
Switch Skin,
Vertical/Horizontal,
4 Gang



3045C*
Switch Skin,
Vertical/Horizontal,
5 Gang



3046C*
Switch Skin,
Vertical/Horizontal,
6 Gang



3041/45C*
Cooker Switch Skin,
marked Cooker

* Available in

 Vivid White (VW)


 Vivid White – Solid Edge (XW) *Not available in all products*

 Warm Grey (WY)


 Cool Grey (CY)

 Anthracite (AN)


Socket Skins – including colours




3015C*
Power Outlet Skin,
Single, 250VAC, 10A




3015/15C*
Power Outlet Skin,
Single, 250VAC, 15A




3015/20C*
Power Outlet Skin,
Single, 250VAC, 20A




3015XC*
Power Outlet Skin, Single,
250VAC, 10A, extra switch




3025C*
Power Outlet Skin,
Twin 250VAC, 10A




3025/15C*
Power Outlet Skin,
Twin 250VAC, 15A




3025XC*
Power Outlet Skin,
Twin, 250VAC, 10A,
extra switch




3025RCD30C*
Power Outlet Skin, Twin,
30mA RCD Protected,
250VAC, 10A




3015/4C*
Power Outlet Skin,
Quad, 250VAC, 10A




3015/4XXC*
Power Outlet Skin,
Quad, 250VAC, 10A,
2 x extra switches




3015VC*
Power Outlet Skin,
Single, Vertical,
250VAC, 10A




3025VC*
Power Outlet Skin,
Twin, Vertical,
250VAC, 10A



3025VXC*
Power Outlet Skin,
Twin, Vertical, 250VAC,
10A, extra switch





3043HS*
3 Gang Horizontal Shelf
suits 3043HSUSB Charger





3025NW*
Night walk sensor light,
plug-in skin, suits twin
socket outlet grid


* Available in

 Vivid White (VW)

 Vivid White – Solid Edge (XW) *Not available in all products*

 Warm Grey (WY)

 Cool Grey (CY)

 Anthracite (AN)

Mechanisms



40M
Switch Mechanism,
1/2 way, 250VAC,
10AX



40USM
Switch Mechanism,
1/2 way, 250VAC,
20A/16AX



40MBPRL-VW
Switch Mechanism,
Bell Press Return,
250VAC, 10A, LED



40M32-VW
Switch Mechanism,
1 way, 250VAC, 32A



40MD20
Switch Mechanism,
Double Pole, 250VAC, 20AX



40M32COOK-VW
Switch Mechanism, 1 way,
250VAC, 32A, marked Cooker



40MD20COOK-VW
Switch Mechanism,
Double Pole, 250VAC, 20AX,
marked Cooker



40MIL
Switch Mechanism,
Intermediate, 250VAC,
10AX, LED



40RSM3
Switch Mechanism, Rotary, 4
Position, 250VAC,
10A, OFF-1-2-3



40RSM2
Switch Mechanism, Rotary,
4 Position, 250VAC,
10A, OFF-1-OFF-2



49M-VW
Switch Mechanism,
3 Position, 250VAC, 10A




40MLEDW
LED Module, 250VAC,
Warm White

Iconic Essence Skins

With smooth round wooden edges, Iconic Essence has an unmistakably luxurious look and feel. Setting a new benchmark for quality and style in residential products, the natural finish of Essence will enhance your living space.

The Essence skins simply click onto Iconic switch and socket grids, and use their own dedicated accessories such as push button caps, pictogram rockers and dimmer knobs.



Essence Switch Skins – including colours



E3041C*
Switch Skin,
Vertical/Horizontal,
1 Gang



E3042C*
Switch Skin,
Vertical/Horizontal,
2 Gang



E3043C*
Switch Skin,
Vertical/Horizontal,
3 Gang



E3044C*
Switch Skin,
Vertical/Horizontal,
4 Gang



E3045C*
Switch Skin,
Vertical/Horizontal,
5 Gang



E3046C*
Switch Skin,
Vertical/Horizontal,
6 Gang



E3041/45C*
Cooker Switch Skin,
marked Cooker

* Available in

 Arctic White (AW)  Ash Grey (AG)

Essence Socket Skins – including colours



E3015C*
Power Outlet Skin,
Single, 250VAC, 10A



E3015XC*
Power Outlet Skin, Single,
250VAC, 10A, extra switch



E3025C*
Power Outlet Skin,
Twin 250VAC, 10A



E3025XC*
Power Outlet Skin,
Twin, 250VAC, 10A,
extra switch



E3015/4C*
Power Outlet Skin,
Quad, 250VAC, 10A



E3015/4XXUAC*
Power Outlet Skin,
Quad, 250VAC, 10A,
2 x extra switches



E3043USBC*
3 Gang Horizontal
suits 3043HSUSB Charger

* Available in

 Arctic White (AW)  Ash Grey (AG)


Iconic Styl Skins

Iconic Styl is an irresistibly beautiful design made from durable anodised aluminium for a quality look in every home. Iconic Styl adds elegance, colour and modern simplicity with three metallic finishes to offer flexibility to a broad range of décor styles.


The Essence skins simply click onto Iconic switch and socket grids, and use their own dedicated accessories such as push button caps, pictogram rockers and dimmer knobs.




Styl Switch Skins – including colours




S3041C*
Switch Skin,
Vertical/Horizontal,
1 Gang




S3042C*
Switch Skin,
Vertical/Horizontal,
2 Gang




S3043C*
Switch Skin,
Vertical/Horizontal,
3 Gang




S3044C*
Switch Skin,
Vertical/Horizontal,
4 Gang



S3045C*
Switch Skin,
Vertical/Horizontal,
5 Gang






S3046C*
Switch Skin,
Vertical/Horizontal,
6 Gang



S3041/45C*
Cooker Switch Skin,
marked Cooker

* Available in

 Silver (SV)  Crowne (CE)  Silver Shadow (SH)

Styl Socket Skins – including colours



S3015C*
Power Outlet Skin,
Single, 250VAC, 10A



S3015XC*
Power Outlet Skin, Single,
250VAC, 10A, extra switch



S3025C*
Power Outlet Skin,
Twin 250VAC, 10A



S3025XC*
Power Outlet Skin,
Twin, 250VAC, 10A,
extra switch



S3015/4C*
Power Outlet Skin,
Quad, 250VAC, 10A



S3015/4XXUAC*
Power Outlet Skin,
Quad, 250VAC, 10A,
2 x extra switches





















S3043USBC*
3 Gang Horizontal
suits 3043HSUSB Charger

* Available in

 Silver (SV)  Crowne (CE)  Silver Shadow (SH)

Pictogram Rockers

Iconic® switches come standard with plain rockers, which you can customise with optional pictogram rockers.

Description	Pictogram	Iconic	Styl	Essence
FAN		40FR-VW	S40RF-SV S40RF-CE S40RF-SH	40FR-VW E40RF-AG
LIGHT		40LR-VW	S40RL-SV S40RL-CE S40RL-SH	40LR-VW E40RL-AG
HEAT		40HR-VW	S40RH-SV S40RH-CE S40RH-SH	40HR-VW E40RH-AG
FRIDGE		40FRR-VW	x	x
SENSOR		40SR-VW	x	x
MICROWAVE		40MR-VW	x	x
AUTO/MANUAL	Auto Manual	40AMR-VW	x	x
AIRCOND		40ACR-VW	x	x
ALARM		40ALR-VW	x	x
BED 1		40BD1R-VW	S40BD1R-SV S40BD1R-CE S40BD1R-SH	40BD1R-VW E40BD1R-AG
BED 2		40BD2R-VW	S40BD2R-SV S40BD2R-CE S40BD2R-SH	40BD2R-VW E40BD2R-AG
BED 3		40BD3R-VW	S40BD3R-SV S40BD3R-CE S40BD3R-SH	40BD3R-VW E40BD3R-AG
BED 4		40BD4R-VW	S40BD4R-SV S40BD4R-CE S40BD4R-SH	40BD4R-VW E40BD4R-AG
BED		40BDR-VW	S40BDR-SV S40BDR-CE S40BDR-SH	40BDR-VW E40BDR-AG
KITCHEN		40KR-VW	S40RK-SV S40RK-CE S40RK-SH	40KR-VW E40RK-AG
DINING		40DR-VW	S40RD-SV S40RD-CE S40RD-SH	40DR-VW E40RD-AG
STUDY		40STR-VW	S40STR-SV S40STR-CE S40STR-SH	40STR-VW E40STR-AG
FAMILY		40FAR-VW	S40FAR-SV S40FAR-CE S40FAR-SH	40FAR-VW E40FAR-AG
ZONE 1	Zone 1	40ZR1-VW	x	x
ZONE 2	Zone 2	40ZR2-VW	x	x
ZONE 3	Zone 3	40ZR3-VW	x	x
LOUNGE		40LOR-VW	S40RLO-SV S40LRLO-CE S40RLO-SH	40LOR-VW E40RLO-AG
BLANK		40AR-VW	S40AR-SV S40AR-CE S40AR-SH	40AR-VW E40AR-AG
32A	32A	40R32-VW	S40R32-SV S40R32-CE S40R32-SH	E40R32-AW E40R32-AG
SON-AOM-UOD	Sensor Off On Auto Off Manual Up Off Down	49MLBL	x	x
BLANK		49T-VW	x	49T-VW 49T-AG
COOKER	Cooker	x	S40R32C-SV S40R32C-CE S40R32C-SH S40CR-SV S40CR-CE S40CR-SH	E40R32C-AW E40R32C-AG E40CR-AW E40CR-AG

Electronic Accessories

Iconic® electronic accessories offer clever functionality to the home.

Wiser Dimmer

Offers simple app control and configuration and superior multiway LED dimming control.



41EPBDWCLM-VW
Wiser Dimmer, BLE,
300W, 3-wire, ControlLink

Wiser Switch

Offers app controlled electronic switching, timer and scheduling functions.



41E10PBSWM-VW
Wiser Switch, BLE, 10A,
3-wire, ControlLink

2 Wire Switch, Timer and Dimmer

Push button electronic switch, timer and dimmer with ControlLink for multiway control.



41E350PBT2SM-VW
Push-button Timer 350W,
2-wire, with ControlLink



41E300PBUD2SM-VW
Push-button Universal
Dimmer 300W 2-wire,
with ControlLink



41E350PBES2SM-VW
Push-button Electronic
Switch 350W, 2-wire,
with ControlLink

Rotary Dimmer

Available in LED and universal models, offering adjustable minimum brightness to suit LED and many other loads.



42E350RLD2M-VW
Rotary LED Dimmer
350W, 2-wire




42E350RUD2M-VW
Rotary Universal Dimmer
350W, 2-wire

ControlLink Mechanisms

Remote mechanism uses standard wiring to provide multi-way dimming and switching control for compatible ControlLink electronic mechanisms.




41EPBM-VW
ControlLink Remote
Push-button momentary
switch



41EPBCLM-VW
Smart remote Push-button
ControlLink mechanism with
LED indicator

PIR Motion Sensor

PIR motion activated sensor mechanism for hands free lighting control.



41EPIRM-TN
PIR motion sensor,
150W LED, 3-wire,
5m range

Electronic Accessories (cont'd)

USB Chargers

Single and double USB charger mechanisms.



40E1USBM-VW
Single USB charging
mechanism 1.5A




40E2USBM-VW
Dual USB
charging mechanism,
2x2.1A (3.1A max)



40E2USBACM
Dual USB Charging
Mechanism,
1 x 2.4A Type A +
1 x 3.0A Type C

Caps and Accessories




Description	40APB Push-button parts pack assembly, blank	40EDIMKB Rotary Dimmer knob parts pack	40E1USBCAP Mechanism Cap to suit single USB charger	40E2USBACAP Mechanism Cap to suit dual Type A+C USB charger	40E2USBCAP Mechanism Cap to suit dual USB charger	40RSM2KB / S40RSM2KB Dolly Rotary marked OFF-1 – OFF-2	40RSM3KB / S40RSM3KB Dolly Rotary marked OFF-1-2-3
Iconic References	40APB-VW Vivid White 40APB-WY Warm Grey 40APB-CY Cool Grey 40APB-AN Anthracite	40EDIMKB-VW Vivid White 40EDIMKB-WY Warm Grey 40EDIMKB-CY Cool Grey 40EDIMKB-AN Anthracite	Vivid White (VW) Warm Grey (WY) Cool Grey (CY) Anthracite (AN)	Vivid White (VW) Warm Grey (WY) Cool Grey (CY) Anthracite (AN)	Vivid White (VW) Warm Grey (WY) Cool Grey (CY) Anthracite (AN)	40RSM2KB Supplied in a pack of 5 with one each of VW, CY, WY, AN and AG colours	40RSM3KB Supplied in a pack of 5 with one each of VW, CY, WY, AN and AG colours
Styl References	S40APB-SV Silver S40APB-SH Silver Shadow S40APB-CE Crowne	S40EDIMKB-SV Silver S40EDIMKB-SH Silver Shadow S40EDIMKB-CE Crowne	To match Styl Silver - use Cool Grey (CY) To match Styl Crowne - use Warm Grey (WY) To match Styl Silver Shadow - use Anthracite (AN)	To match Styl Silver - use Cool Grey (CY) To match Styl Crowne - use Warm Grey (WY) To match Styl Silver Shadow - use Anthracite (AN)	To match Styl Silver - use Cool Grey (CY) To match Styl w - use Warm Grey (WY) To match Styl Silver Shadow - use Anthracite (AN)	S40RSM2KB-SV S40RSM2KB-SH S40RSM2KB-CE	S40RSM3KB-SV S40RSM3KB-SH S40RSM3KB-CE
Essence References	E40APB-AW Arctic White E40APB-AG Ash Grey	To match Arctic White - use Vivid White (VW) E40EDIMKB-AG Ash Grey	To match Arctic White - use Vivid White (VW) Ash Grey (AG)	To match Arctic White - use Vivid White (VW) Ash Grey (AG)	To match Arctic White - use Vivid White (VW) Ash Grey (AG)	To match Arctic White - use Vivid White (VW) Ash Grey (AG) rotary is in the standard pack	To match Arctic White - use Vivid White (VW) Ash Grey (AG) rotary is in the standard pack

Accessories

Clipsal Iconic range suits existing mounting accessories with the addition of the new 4-gang socket wall bracket (3155H4), wall box (3157/4PRM) and mounting block. We have also developed a new range of mounting blocks for single gang switches and sockets. Like the shallow optimum mounting block (3000SM-VW), the deep optimum mounting block (3000DM-VW) and the standard mounting block (449AB-VW).



3000PP/100
Paint Protector



3155H4
Quad Socket Mounting
Bracket



3157/4PRM
Quad Socket Plastic
Wall Box (54mm depth)



3004M-VW
Quad Socket Mounting
Block (38mm depth)



449AB-VW
Standard Mounting
Block (34mm depth)



3000SM-VW
Shallow Iconic Mounting
Block (32mm depth)



3000DM-VW
Deep Iconic Mounting
Block (40mm depth)

Network Connectivity

The Iconic® network connectivity offer includes all common connector options for the modern networked home.

Audio Connectors

RCA sockets for stereo speaker cables.



40BC/2-TN
Banana Audio
Connectors RD + BK



40SPK/2-TN
RCA Audio
Sockets RD+BK

TV Sockets and Plates

F-series sockets and plates for television broadcast coaxial cables.



40FFPMS-TN
TV Socket PAL Front,
F-Type Rear



40PFM-TN
TV Socket F-Type Front,
F-Type Rear



3041VTV75F-VW TV
Socket PAL Front,
F-Type Rear, 1G Plate

HDMI Sockets

Ideal for organising HDMI communications cables.



40HDMIA-TN
HDMI Socket
Angled Rear



40HDMIS-TN
HDMI Socket
Straight Rear

Telephone Sockets

For organising telephone cables.



40RJ64SMT-TN
Cat 3 Telephone
Connector RJ12

Cable Entry Plates

Iconic Cable Entry Plates keep cable connections tidy.



3040CEP-VW
Cable Entry Plate

Clipsal 40 Mechanism Adaptors



40ADPKS-TN
Adaptor RJ Tyco
Krone Siemon, 10Pk



40ADPSY-TN
Adaptor RJ Systemax
AT&T, 10Pk

Actassi RJ45 Sockets

High performing RJ45 sockets for connecting your home network.



40RJ45SMA5C-TN
Cat 5E Connector
RJ45 Unshielded



40RJ45SMA5SHC-TN/PK
Cat 5E Connector RJ45,
Shuttered, Unshielded



40RJ45SMA6C-TN
Cat 6 Connector
RJ45 Unshielded

Actassi RJ45 Sockets (cont'd)



40RJ45SMA6SHC-TN
Cat 6 Connector RJ45
Shuttered, Unshielded



40RJ45SMA6AC-TN
Cat 6A Connector RJ45
Unshielded



40RJ45SMA6ASC-TN
Cat 6A Connector RJ45
Shuttered Unshielded



VDIB177AXU10TN
Cat 6A Connector RJ45
Unshielded DPM 10Pk



VDIB177AXB10TN
Cat 6A Connector RJ45
Shielded DPM 10 Pk

How to Order

With set prefixes, part numbers, skin codes and colour initials, ordering the Iconic® range is simple. For example:

Iconic		3025	C	**
Iconic Styl	S	3025	C	**
Iconic Essence	E	3025	C	**
Prefix = Design		C = Skin		** = Finish

New colour codes and finishes

There are five new finishes for Iconic. Styl is available in silver, crowne and silver shadow anodised aluminium. Essence is available in arctic white and ash grey matt finish skins, with real birch timber edges.

Iconic Styl	SV	Silver	Silver anodised aluminium, plus cool grey gloss plastics.
	CE	Crowne	Gold anodised aluminium, plus warm grey gloss plastics.
	SH	Silver Shadow	Anthracite anodised aluminium, plus anthracite gloss plastics.
Iconic Essence	AW	Arctic White	Real birch timber trim, plus vivid white matt plastics.
	AG	Ash Grey	Real birch timber (stained dark), plus new ash grey coloured matt plastics.

Corresponding grids and skins

Each skin design carries the part number that corresponds to the grid with which it is compatible. For example:

Iconic Essence double socket in arctic white

3025	G	«	E	3025	C	AW
Part number	G = Grid		E = Iconic Essence	Same as grid part number	C = Skin	** = Finish

Standard Iconic 3 gang switch in anthracite

3043VAG	«	3043	C	AN
Part number		Same as grid part number	C = Skin	** = Finish

Iconic Styl 3 gang switch in silver

3043VAG	«	S	3043	C	SV
Part number		S = Iconic Styl	Same as grid part number	C = Skin	** = Finish

Iconic Essence 3 gang switch in arctic white

3043VAG	«	E	3043	C	AW
Part number		E = Iconic® Essence	Same as grid part number	C = Skin	** = Finish

Select a DGPO grid plate and choose a decorative skin

Grid Plate	Skin Choices		
Iconic platform	Iconic Styl	Iconic Essence	Iconic
3025G	S3025C-SV	E3025C-AW	3025C-VW
	S3025C-CE	E3025C-AG	3025C-WY
	S3025C-SH		3025C-CY
			3025C-AN
			3025C-XW
G = Grid Plate	S = Styl	E = Essence	C = Skin

Ordering a DGPO with USB in anthracite

Grid Plate	USB Mechanism	Adaptor	Skin
3025XUA-VW	40E2USBM-VW	40E2USBCAP- AN	3025XC-AN
G = Grid Plate			AN - Anthracite

Order process

Grid Plate	Mechanisms	Skin	Rockers / Knobs
Select grid. Grids end in a G suffix.	Select one or more mechanisms to load into the grid if the grid is unloaded. Mechanisms with a VW extension, come with a Vivid White rocker or knob included with the product.	All skins come pre-loaded with plain rockers of the same colour / finish of the skin.	Choose pictogram rocker, special rocker, dimmer knob in required colour. Non-standard pictogram rockers can be ordered as special items.

Ordering a 2-gang switch with dimmer and pictogram rocker in silver shadow

Grid Plate	Mechanisms	Skin	Rockers / Knobs
Iconic platform	42E350RLD2M-VW	S3042C-SH	S40EDIMKB
3042G	40M		S40RL-SH

Ordering a switch with a pre-loaded mechanism

Grid Plate	Skin Choices		
Iconic platform	Iconic Styl	Iconic Essence	Iconic
3041VAG	S3041C-SV	E3042C-AW	3041C-VW
	S3041C-CE	E3042C-AG	3041C-WY
	S3041C-SH		3041C-CY
			3041C-AN
			3041C-XW



For more information about the Iconic® range, contact your local Clipsal and Schneider Electric Partner Business Representative, electrical wholesaler, or visit clipsal.com/iconic

Schneider Electric (Australia) Pty. Ltd.
33-37 Port Wakefield Road,
Gepps Cross, South Australia, 5085
PO Box 132, Enfield Plaza,
South Australia, 5085
www.se.com/au

Consumer Support Enquiries
Phone: 1300 669 925
Website: clipsal.com/support

National Customer Care (trade only)
Phone: 13 SE AU (13 73 28)
Email: plugin@clipsal.com.au

©2020 Schneider Electric. All Rights Reserved.
Iconic is a registered trademark of Schneider Electric
(Australia) PTY Limited.

This document has been printed on recycled paper.

998-20767264_AU-GB
Document No: GDE9445300_00

clipsal.com/iconic

Life Is On

CLIPSAL
by Schneider Electric